

Prices for Securities Traded as of 19/02/2021

Printed 19/02/2021 15:00:24.024

PRICES FOR EQUITY SECURITIES TRADED ON 19/02/2021

S/N	COMPANY	PCLOSE	OOPEN	OPEN	HIGH	LOW	%SPREAD	OCLOSE	CLOSE	CHANGE	%CHANGI	TRADES	VOLUME	VALUE
1	ABCTRANS	0.35	-	0.35	-	-	-	-	0.35	-	-	4	15,222	5,479.92
2	ACADEMY	0.35	-	0.35	-	-	-	-	0.35	-	-	5	35,712	13,244.16
3	ACCESS	8.10	-	8.10	8.40	8.15	2.98	-	8.40	0.30	3.70	137	6,357,990	52,140,113.45
4	AFRIPRUD	6.90	7.00	7.00	7.35	7.00	4.76	7.30	7.30	0.40	5.80	110	3,720,831	26,758,871.85
5	AIICO	1.23	-	1.23	1.20	1.15	4.17	-	1.15	-0.08	-6.50	33	1,185,457	1,401,365.66
6	AIRTEAFRI	930.00	-	930.00	-	-	-	-	930.00	-	-	10	1,882	1,633,409.80
7	ALEX	8.10	-	8.10	-	-	-	-	8.10	-	-	1	123	996.30
8	ARDOVA	18.05	-	18.05	-	-	-	-	18.05	-	-	34	56,263	953,108.05
9	BERGER	7.25	-	7.25	-	-	-	-	7.25	-	-	13	206,046	1,363,009.40
10	BETAGLAS	50.00	-	50.00	-	-	-	-	50.00	-	-	4	2,500	119,250.00
11	BOCGAS	13.61	-	13.61	-	-	-	-	13.61	-	-	6	37,554	462,680.14
12	BUACEMENT	72.00	-	72.00	-	-	-	-	72.00	-	-	22	86,609	5,674,210.10
13	CADBURY	8.50	-	8.50	-	-	-	-	8.50	-	-	25	56,774	473,756.75
14	CAP	19.00	-	19.00	-	-	-	-	19.00	-	-	9	62,285	1,227,167.85
15	CAVERTON	2.00	-	2.00	-	-	-	-	2.00	-	-	7	53,954	103,628.00
16	CHAMPION	3.05	-	3.05	2.97	2.76	7.07	2.97	2.97	-0.08	-2.62	51	1,465,642	4,154,731.21
17	CHAMS	0.22	-	0.22	0.24	0.22	8.33	-	0.22	-	4.55	8	2,364,586	527,918.92
18	CHELLARAM	2.26	-	2.26	-	-	-	-	2.26	-	-	3	10,525	23,786.50
19	CHIPLC	0.35	-	0.35	0.37	0.33	10.81	-	0.33	-0.02	-5.71	7	806,000	269,980.00
20	CILEASING	5.13	-	5.13	-	-	-	-	5.13	-	-	2	53,693	265,427.98
21	CONOIL	18.90	-	18.90	-	-	-	-	18.90	-	-	25	99,649	1,903,143.00
22	CORNERST	0.64	-	0.64	0.64	0.64	-	-	0.64	-	-	28	2,415,518	1,550,135.33
23	COURTVILLE	0.21	-	0.21	-	-	-	-	0.21	-	-	2	12,150	2,551.50
24	CUSTODIAN	6.00	-	6.00	-	-	-	-	6.00	-	-	12	61,152	376,413.30
25	CUTIX	2.17	-	2.17	2.15	2.15	-	-	2.15	-0.02	-0.92	6	204,825	440,475.10

Prices for Securities Traded as of 19/02/2021

Printed 19/02/2021 15:00:24.024

S/N	COMPANY	PCLOSE	OOPEN	OPEN	HIGH	LOW	%SPREAD	OCLOSE	CLOSE	CHANGE	%CHANGI	TRADES	VOLUME	VALUE
26	DANGCEM	220.00	-	220.00	-	-	-	-	220.00	-	-	82	228,348	47,713,260.80
27	DANGSUGAR	18.50	-	18.50	18.50	18.40	0.54	-	18.50	-	-0.27	157	4,065,250	75,136,575.55
28	ETERNA	5.70	-	5.70	-	-	-	-	5.70	-	-	28	644,435	3,340,772.74
29	ETI	5.55	-	5.55	5.75	5.60	2.61	-	5.75	0.20	3.60	59	1,716,592	9,664,713.10
30	FBNH	7.35	-	7.35	7.35	7.25	1.36	7.30	7.30	-0.05	-0.68	134	85,578,853	624,734,707.95
31	FCMB	3.04	-	3.04	3.10	3.10	-	-	3.10	0.06	1.97	28	625,045	1,929,364.07
32	FIDELITYBK	2.35	-	2.35	2.48	2.35	5.24	-	2.48	0.13	5.53	89	6,643,175	16,037,380.13
33	FIDSON	5.35	-	5.35	-	-	-	-	5.35	-	-	10	167,528	864,698.05
34	FLOURMILL	28.60	-	28.60	29.20	28.50	2.40	29.20	29.20	0.60	2.10	77	1,460,867	42,143,906.65
35	FTNCOCOA	0.49	-	0.49	0.53	0.49	7.55	-	0.53	0.04	8.16	10	427,200	217,949.00
36	GLAXOSMITH	6.65	-	6.65	6.65	6.65	-	-	6.65	-	-	14	303,392	2,021,214.80
37	GSPECPLC	4.19	-	4.19	-	-	-	-	4.19	-	-	1	50,000	189,000.00
38	GUARANTY	30.30	-	30.30	30.50	30.40	0.33	-	30.40	0.10	0.33	291	11,448,340	348,557,382.85
39	GUINNESS	22.00	-	22.00	22.05	22.00	0.23	-	22.05	0.05	0.23	102	1,198,858	26,395,451.75
40	HONYFLOUR	1.35	-	1.35	1.33	1.33	-	-	1.33	-0.02	-1.48	36	980,972	1,292,218.91
41	IKEJAHOTEL	1.28	-	1.28	-	-	-	-	1.28	-	-	1	1	1.30
42	INTBREW	6.02	-	6.02	-	-	-	-	6.02	-	-	18	70,635	411,934.26
43	JAIZBANK	0.68	-	0.68	0.66	0.63	4.55	-	0.65	-0.03	-4.41	26	1,391,974	904,371.48
44	JAPAULGOLD	0.68	-	0.68	0.70	0.66	5.71	0.68	0.68	-	-2.94	44	1,936,974	1,315,302.64
45	JBERGER	20.30	-	20.30	-	-	-	-	20.30	-	-	29	178,763	3,473,953.30
46	JOHNHOLT	0.48	-	0.48	-	-	-	-	0.48	-	-	3	11,380	5,462.40
47	LEARNAFRCA	1.05	-	1.05	-	-	-	-	1.05	-	-	1	50	50.00
48	LINKASSURE	0.56	-	0.56	-	-	-	-	0.56	-	-	7	24,961	13,600.41
49	LIVESTOCK	2.05	-	2.05	2.25	1.85	17.78	-	2.24	0.19	9.27	64	4,715,473	9,559,089.77
50	LIVINGTRUST	0.68	-	0.68	-	-	-	-	0.68	-	-	2	6,000	4,440.00

Prices for Securities Traded as of 19/02/2021

Printed 19/02/2021 15:00:24.024

S/N	COMPANY	PCLOSE	OOPEN	OPEN	HIGH	LOW	%SPREAD	OCLOSE	CLOSE	CHANGE	%CHANGI	TRADES	VOLUME	VALUE
51	MANSARD	1.19	-	1.19	1.19	1.08	9.24	1.18	1.18	-0.01	↓	95	11,259,886	13,008,074.25
52	MAYBAKER	4.65	-	4.65	4.19	4.19	-	-	4.19	-0.46	↓	24	1,597,173	6,692,270.07
53	MBENEFIT	0.43	-	0.43	0.43	0.40	6.98	-	0.40	-0.03	↓	25	2,789,895	1,180,684.85
54	MOBIL	228.00	-	228.00	-	-	-	-	228.00	-	→	9	494	101,368.80
55	MRS	13.40	-	13.40	-	-	-	-	13.40	-	→	8	7,143	88,547.40
56	MTNN	180.00	-	180.00	-	-	-	-	180.00	-	→	73	122,994	22,008,892.40
57	MULTIVERSE	0.24	-	0.24	0.23	0.22	4.35	-	0.22	-0.02	↓	6	808,204	183,904.88
58	NAHCO	2.29	-	2.29	-	-	-	-	2.29	-	→	21	204,659	458,915.56
59	NASCON	16.05	-	16.05	-	-	-	-	16.05	-	→	17	201,736	3,159,334.60
60	NB	59.00	-	59.00	-	-	-	-	59.00	-	→	27	555,960	32,511,218.90
61	NCR	3.43	-	3.43	-	-	-	-	3.43	-	→	3	1,278	4,550.97
62	NEIMETH	2.18	-	2.18	2.01	2.01	-	-	2.01	-0.17	↓	12	406,992	820,734.43
63	NEM	2.05	-	2.05	-	-	-	-	2.05	-	→	15	179,752	364,948.58
64	NESTLE	1,450.00	-	1,450.00	-	-	-	-	1,450.00	-	→	32	25,026	32,792,871.60
65	NNFM	7.02	-	7.02	-	-	-	-	7.02	-	→	2	1,000	6,532.00
66	NPFMCRFBK	1.82	-	1.82	-	-	-	-	1.82	-	→	24	1,051,990	1,823,516.79
67	OANDO	3.00	-	3.00	3.10	3.07	0.97	3.07	3.07	0.07	↑	53	2,037,739	6,263,393.33
68	OKOMUOIL	93.00	-	93.00	-	-	-	-	93.00	-	→	10	18,274	1,546,964.60
69	PORTPAINT	2.99	-	2.99	3.25	3.25	-	-	3.25	0.26	↑	17	613,227	1,941,685.24
70	PRESCO	70.55	-	70.55	-	-	-	-	70.55	-	→	5	1,450	94,460.00
71	PRESTIGE	0.46	-	0.46	0.46	0.44	4.35	-	0.46	-	↓	8	2,338,010	1,048,004.50
72	PZ	5.40	-	5.40	5.40	5.25	2.78	5.40	5.40	-	↓	23	395,197	2,103,943.40
73	REDSTAREX	3.37	-	3.37	-	-	-	-	3.37	-	→	4	6,400	20,676.95
74	REGALINS	0.30	-	0.30	0.28	0.28	-	-	0.28	-0.02	↓	6	260,503	72,943.93
75	ROYALEX	0.27	-	0.27	0.25	0.25	-	-	0.25	-0.02	↓	7	591,821	148,770.07




Prices for Securities Traded as of 19/02/2021

Printed 19/02/2021 15:00:24.024

S/N	COMPANY	PCLOSE	OOPEN	OPEN	HIGH	LOW	%SPREAD	OCLOSE	CLOSE	CHANGE	%CHANGI	TRADES	VOLUME	VALUE
76	RTBRISCOE	0.22	-	0.22	0.21	0.20	4.76	0.21	0.21	-0.01 ↓	-4.55	15	5,460,000	1,096,250.45
77	SEPLAT	549.00	-	549.00	530.00	530.00	-	-	530.00	-19.00 ↓	-3.46	35	613,832	326,047,244.00
78	SOVRENINS	0.25	-	0.25	0.25	0.25	-	-	0.25	- →	-	2	3,111,120	777,780.00
79	STANBIC	43.00	-	43.00	38.70	38.70	-	-	38.70	-4.30 ↓	-10.00	48	772,466	29,985,644.30
80	STERLNBANK	1.83	-	1.83	1.80	1.80	-	-	1.80	-0.03 ↓	-1.64	27	1,337,041	2,406,393.63
81	SUNUASSUR	0.81	-	0.81	-	-	-	-	0.81	- →	-	7	105,636	77,114.28
82	TANTALIZER	0.20	-	0.20	-	-	-	-	0.20	- →	-	1	10,000	2,000.00
83	TOTAL	142.00	-	142.00	-	-	-	-	142.00	- →	-	11	3,150	416,705.00
84	TRANSCOHOT	3.25	-	3.25	-	-	-	-	3.25	- →	-	2	26,915	79,160.10
85	TRANSCORP	0.91	-	0.91	0.95	0.90	5.26	-	0.94	0.03 ↑	3.30	119	8,996,447	8,307,262.39
86	TRIPPLEG	0.80	-	0.80	-	-	-	-	0.80	- →	-	1	2,517	2,063.94
87	UACN	8.00	-	8.00	-	-	-	-	8.00	- →	-	21	89,612	698,491.25
88	UAC-PROP	0.82	-	0.82	0.82	0.81	1.22	0.82	0.82	- ↓	-1.22	21	2,088,090	1,694,865.06
89	UBA	8.00	-	8.00	8.40	8.20	2.38	8.30	8.30	0.30 ↑	3.75	205	23,348,531	192,945,617.90
90	UBN	5.15	-	5.15	5.25	5.25	-	-	5.25	0.10 ↑	1.94	34	325,296	1,694,024.85
91	UCAP	5.98	6.57	6.57	6.57	6.19	5.78	-	6.35	0.37 ↑	6.19	645	53,322,717	341,821,050.25
92	UNILEVER	13.95	-	13.95	-	-	-	-	13.95	- →	-	34	942,277	12,733,657.45
93	UNIONDICON	10.95	-	10.95	-	-	-	-	10.95	- →	-	1	1	9.90
94	UNITYBNK	0.68	-	0.68	0.73	0.68	6.85	-	0.68	- ↑	7.35	7	417,921	294,781.53
95	UNIVINSURE	0.20	-	0.20	0.20	0.20	-	-	0.20	- →	-	16	9,810,000	1,962,100.00
96	UPDCREIT	5.35	-	5.35	5.80	5.35	7.76	-	5.35	- ↑	8.41	22	3,121,700	16,796,090.00
97	UPL	1.20	-	1.20	-	-	-	-	1.20	- →	-	3	1,550	2,020.50
98	VERITASKAP	0.21	-	0.21	0.20	0.20	-	-	0.20	-0.01 ↓	-4.76	5	1,044,800	209,008.00
99	VITAFOAM	7.65	-	7.65	7.80	7.55	3.21	-	7.80	0.15 ↑	1.96	66	3,235,010	24,686,488.15
100	WAPCO	25.55	-	25.55	25.30	25.00	1.19	-	25.00	-0.55 ↓	-2.15	146	2,493,868	61,942,459.30

Prices for Securities Traded as of 19/02/2021

Printed 19/02/2021 15:00:24.024

S/N	COMPANY	PCLOSE	OOPEN	OPEN	HIGH	LOW	%SPREAD	OCLOSE	CLOSE	CHANGE	%CHANGI	TRADES	VOLUME	VALUE
101	WAPIC	0.56	-	0.56	0.56	0.56	-	-	0.56		-	46	660,362	379,152.43
102	WEMABANK	0.67	-	0.67	-	-	-	-	0.67		-	20	144,698	96,329.67
103	ZENITHBANK	24.10	-	24.10	24.75	24.40	1.41	-	24.70		2.49	430	17,575,227	431,955,016.80
Total												4,393	307,785,595	2,905,327,645.41

Prices for Securities Traded as of 19/02/2021

Printed 19/02/2021 15:00:24.024

PRICES FOR ETF SECURITIES TRADED ON 19/02/2021

S/N	COMPANY	PCLOSE	OPEN	HIGH	LOW	%SPREAD	CLOSE	CHANGE	%CHANG	TRADES	VOLUME	VALUE
1	NEWGOLD	8,410.00	8,410.00	8,350.00	8,350.00	-	8,350.00	-60.00 ↓	-0.71	8	191,225	1,596,728,750.00
2	VETBANK	4.00	4.00	4.00	3.79	5.25	3.95	-0.05 ↓	-1.25	3	3,820	15,277.40
3	VETGOODS	5.88	5.88	5.81	5.81	-	5.81	-0.07 ↓	-1.19	1	10	58.10
4	VETGRIF30	18.00	18.00	17.50	17.00	2.86	17.50	-0.50 ↓	-2.78	2	20	345.00
5	VETINDEF	19.40	19.40	19.08	19.08	-	19.08	-0.32 ↓	-1.65	1	10	190.80
6	VSPBONDEF	202.75	202.75	198.11	198.11	-	198.11	-4.64 ↓	-2.29	1	10	1,981.10
Total										16	195,095	1,596,746,602.40

NO BOND TRADING ACTIVITY ON 19/02/2021